

VOLA 050, 050A, 050K

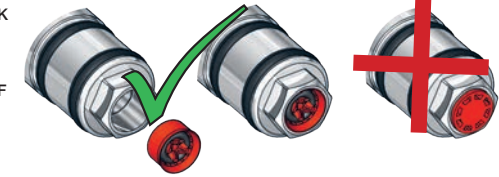
Fitting instruction
 Montageanleitung
 Monteringsvejledning
 Monteringsvægledning
 Montage hanledning
 Manuel de montage

Data	Bar:	1	2	3	4	5
051	(l/min)	13	19	23	26	30
051A	(Gal/min)	3.5	5.0	6.1	7.0	7.8
051K	(l/min)	5	5	5	5	5
	(Gal/min)	1.3	1.3	1.3	1.3	1.3

Max. 65°C. 150°F

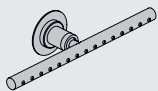
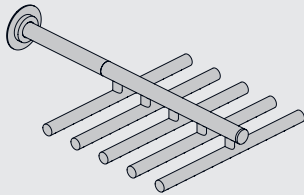
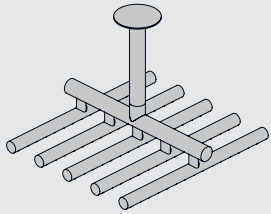
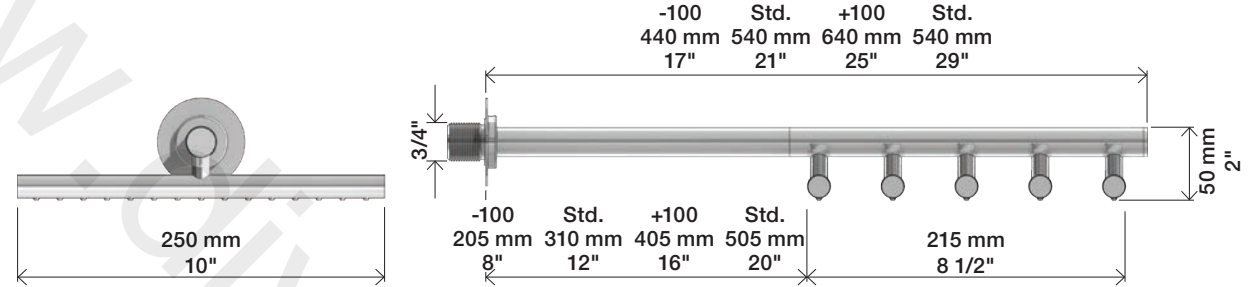


VR161 - 050, 050A:
 VR161B: 6 l/min - 1.6 Gal/min
 VR161K: 7 l/min - 1.8 Gal/min
 VR161D: 9 l/min - 2.5 Gal/min
 VR161F: 14 l/min - 3.7 Gal/min

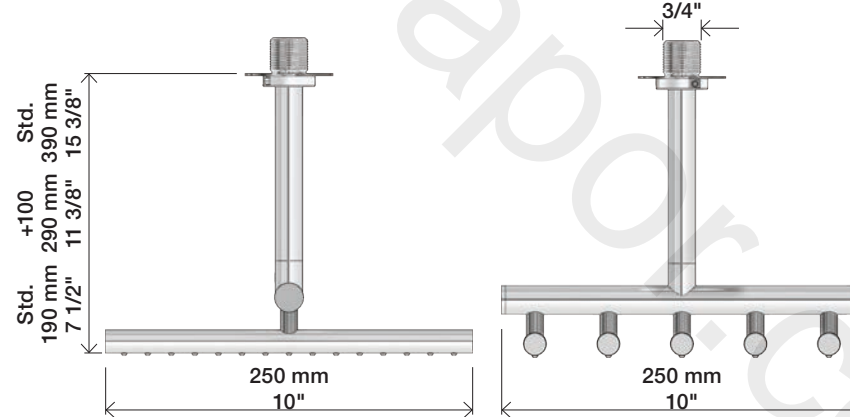


USA:
 Max. flow rate:
 1.6 Gal/min.
 6.0 l/min.

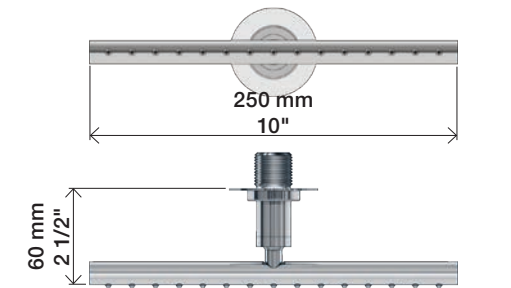
050



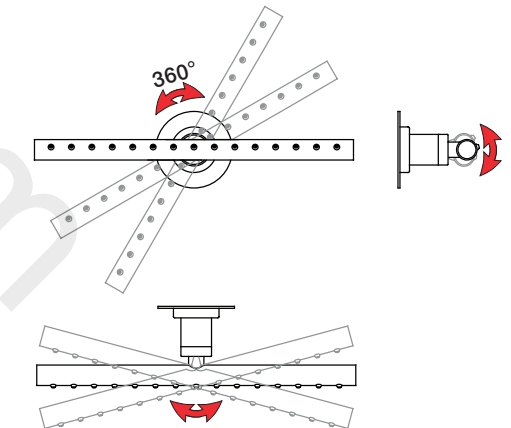
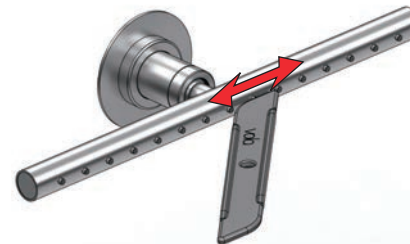
050A



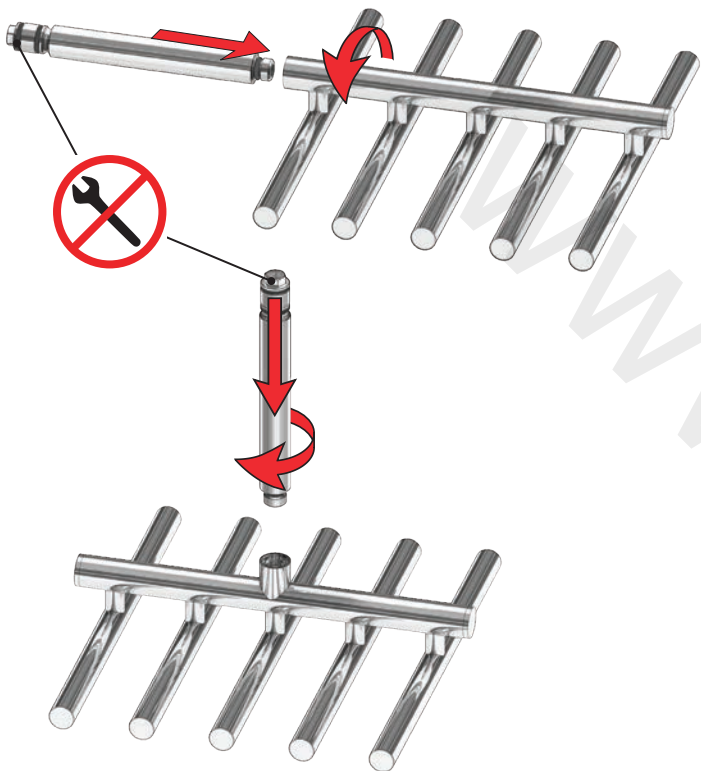
050K



Service - VR556



050 + 050A

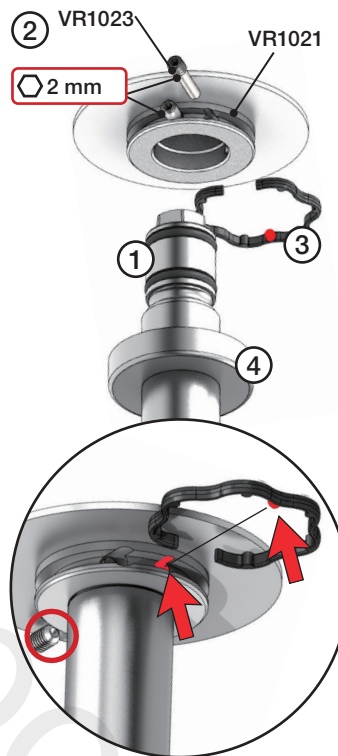


050 & 050A



050A

Locking screw
Sicherungsschraube
Sikringskrue
Fästskruv
Borgschroef
Vis de verrouillage



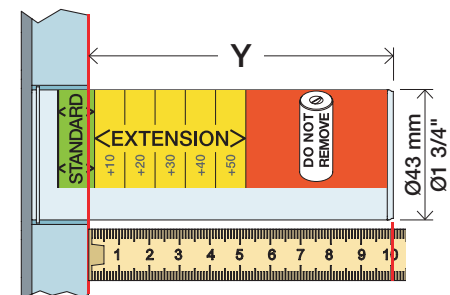
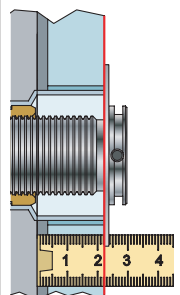
Extension
Verlängerung

Forlængerdele
Förlängning

Verlengstukken
Modification

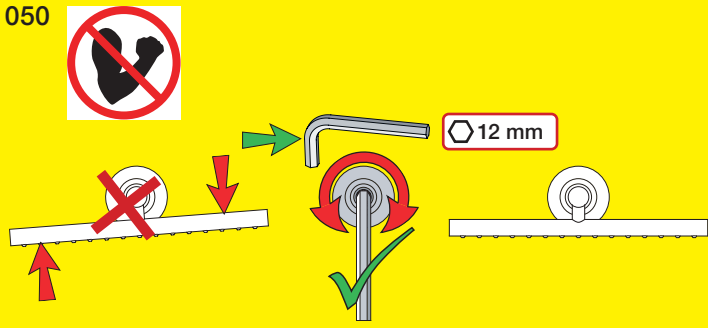
T Min. 3 mm
Max. 65 mm

Y Min. 48 mm
Max. 110 mm

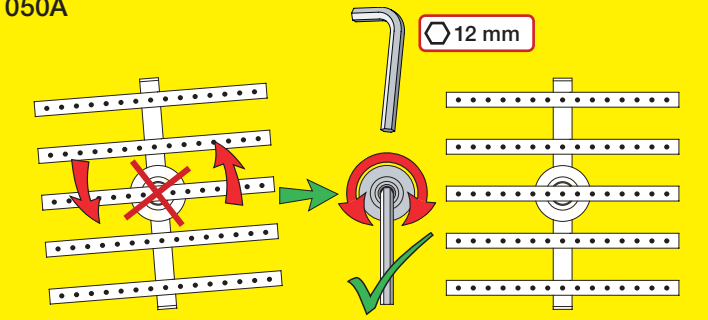


T	Y	VR2119 (VR1020): 050K VR2021 (VR1020): 050 VR2219 (VR1021): 050A
3 - 15 mm	110 - 98 mm	Std.
15 - 25 mm	98 - 88 mm	+10
25 - 35 mm	88 - 78 mm	+20
35 - 45 mm	78 - 68 mm	+30
45 - 55 mm	68 - 58 mm	+40
55 - 65 mm	58 - 48 mm	+50

050



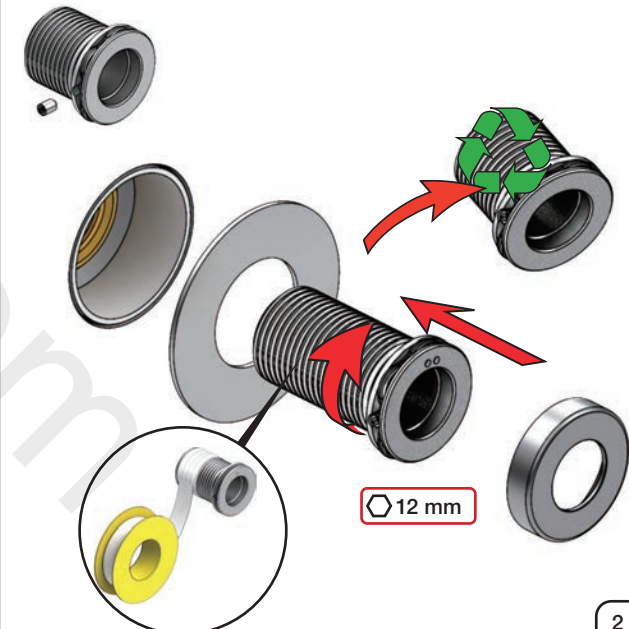
050A

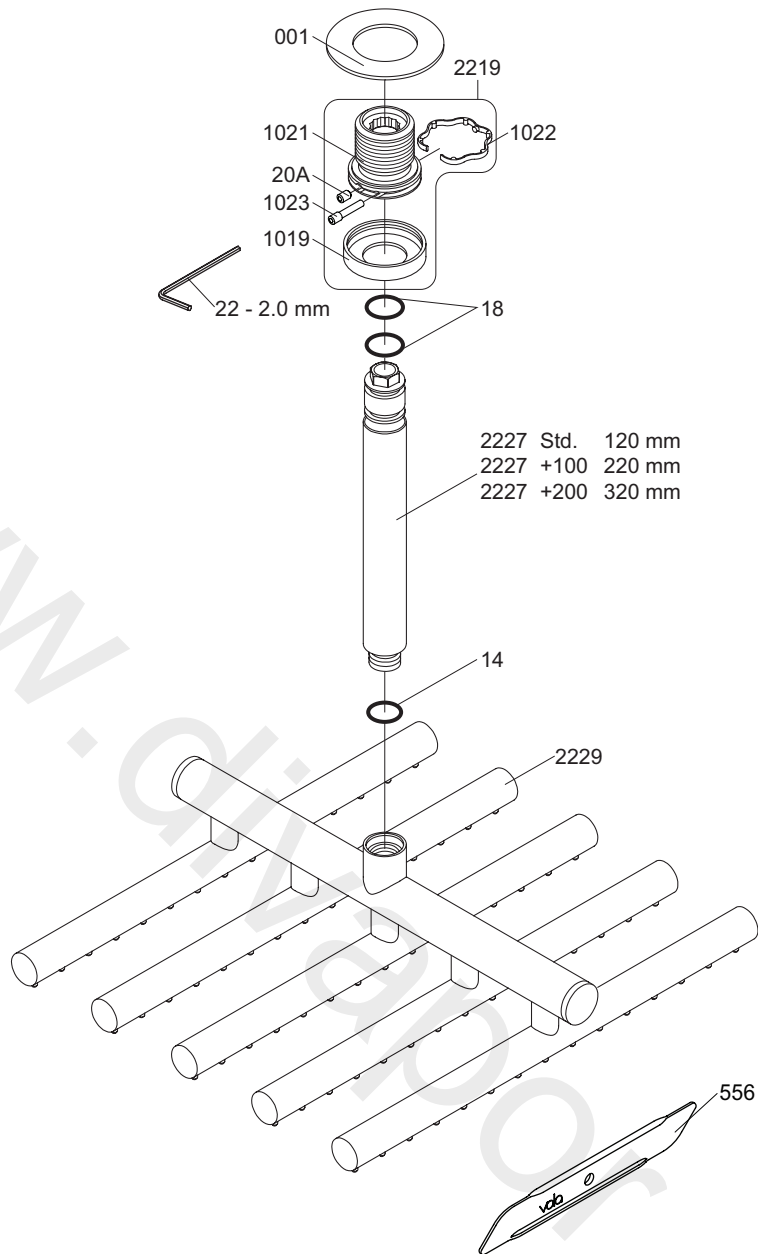


050K



VR2019+/VR2219+





VR1021K: VR20A, VR22, VR1021, VR1022, VR1023
 VR2219: VR20A, VR22, VR1019, VR1021, VR1022, VR1023



vola
 Lunavej 2
 DK-8700 Horsens
 Tlf : + 45 7023 5500
 sales@vola.com
 www.vola.com

VOLA 050A

Date
 Apr. 21

Rev.
 3

Sheet
 SB 14.2