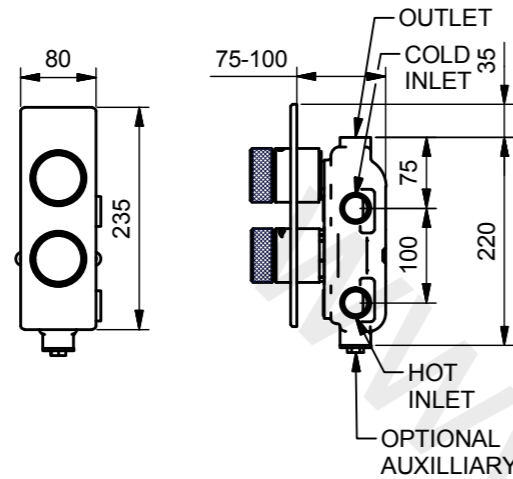


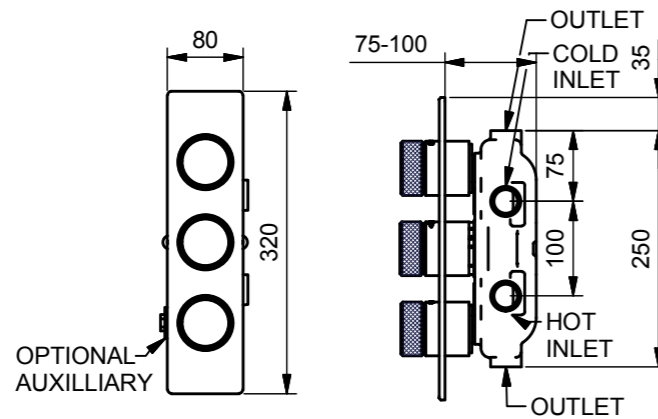
8100

Single Controlled Thermostatic Shower Mixer
One Controlled Outlet + Second Open Outlet



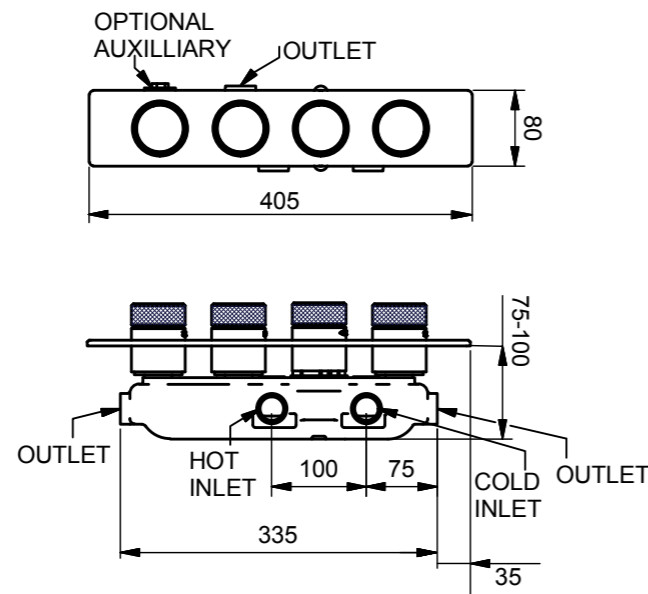
8200

Double Controlled Thermostatic Shower Mixer
Two Controlled Outlets + Third Open Outlet





8300

Triple Controlled Thermostatic Shower Mixer
Three Controlled Outlets + Fourth Open Outlet



8100



	Plumbing Information	Materials	Certifications
Standard engraved collars: <Hot Cold> <Shower>	Inlets and Outlets 3/4 inch Optional 11 L/min flow regulator included	Brass, Ceramic	 

Flow Rate Information

0.5 bar	14.90 L/min
1.0 bar	21.24 L/min
3.0 bar	37.65 L/min

Shower Mixer body can be delivered in advance or separately to controls and plate. Surcharge may apply.

8200



	Plumbing Information	Materials	Certifications
Standard engraved collars: <Hot Cold> <Shower> <Deluge>	Inlets and Outlets 3/4 inch Optional 11 L/min flow regulator included	Brass, Ceramic	 

Flow Rate Information

0.5 bar	14.90 L/min
1.0 bar	21.24 L/min
3.0 bar	37.65 L/min

Shower Mixer body can be delivered in advance or separately to controls and plate. Surcharge may apply.

8300

	Plumbing Information	Materials	Certifications
Standard engraved collars: <Hot Cold> <Shower> <Deluge> <Bath>	Inlets and Outlets 3/4 inch Optional 11 L/min flow regulator included	Brass, Ceramic	 

Flow Rate Information

0.5 bar	13.69 L/min
1.0 bar	20.20 L/min
3.0 bar	35.72 L/min

Shower Mixer body can be delivered in advance or separately to controls and plate. Surcharge may apply.