

ST 050 307 3809


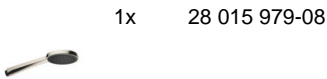


- shower with fixed riser projection 452 mm
- overhead shower: rain flow
- rain shower Ø 220 mm
- rain shower with anti-scale system
- max. rainshower flow 9 l/min
- rotary diverter with volume control and shut-off function
- slide-on rosettes Ø 70 mm
- height of fittings up to rain shower (bottom edge) 964mm
- height of fittings up to top edge of elbow 1267mm
- gauge 150 mm - 13 mm
- metal shower hose 1750mm with integrated anti-twist protection
- 1/2" connection
- slide bar
- Pipe diameter 23.5 mm

	Platinum	ST 050 307 3809-08
	Chrome	ST 050 307 3809-00
	Brushed Platinum	ST 050 307 3809-06
	Dark Chrome	ST 050 307 3809-19
	Brushed Durabronze (23kt Gold)	ST 050 307 3809-28
	Brushed Champagne (22kt Gold)	ST 050 307 3809-46
	Champagne (22kt Gold)	ST 050 307 3809-47
	Brushed Dark Platinum	ST 050 307 3809-99

Individual components of this set

You need the following components for this set



www.divapor.com

ST 050 307 3809



- normal flow
- with anti-scale system
- spray head Ø 100mm
- 1/2" connection
- max. flow 15 l/min
- This product can help a building to meet requirements of Green Building Rating Systems, e.g. LEED®, BREEAM®, DGNB, WELL

Intrinsic protection against back flow.

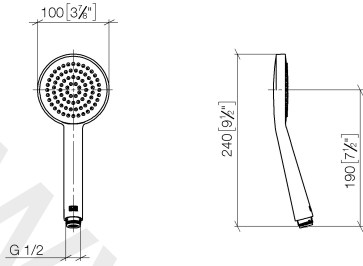
Fits: IMO, LULU, MADISON, MEM, TARA, CL.1, LISSÉ, VAIA, META, SERIES-VARIOUS, CYO

Fits MEM, CL.1, IMO, META, TARA, VAIA, LULU, LISSÉ, CYO

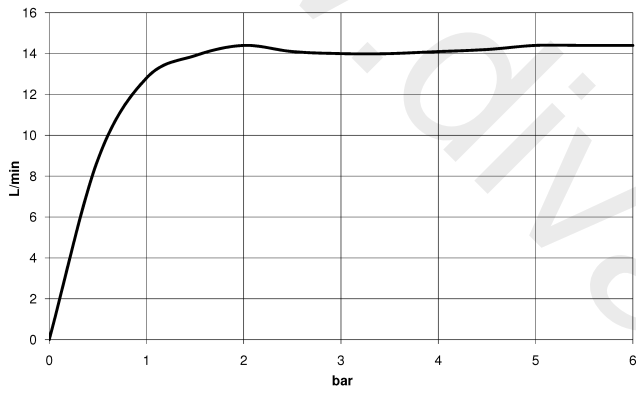
	Platinum	28 015 979-08
	Chrome	28 015 979-00
	Brushed Platinum	28 015 979-06
	Matte White	28 015 979-10
	Dark Chrome	28 015 979-19
	Brushed Durabronz (23kt Gold)	28 015 979-28
	Matte Black	28 015 979-33
	Brushed Champagne (22kt Gold)	28 015 979-46
	Champagne (22kt Gold)	28 015 979-47
	Brushed Chrome	28 015 979-93
	Brushed Dark Platinum	28 015 979-99

ST 050 307 3809

mm [inches]

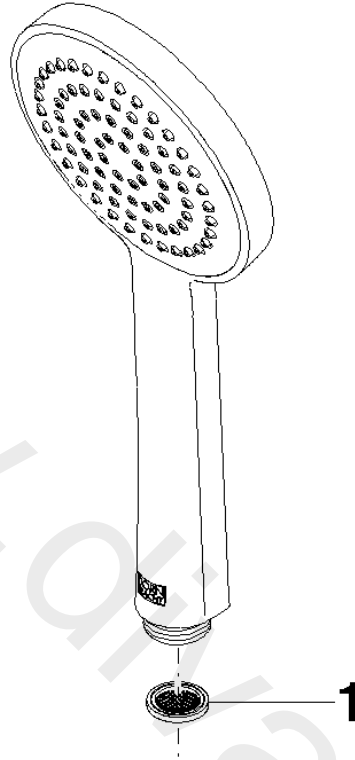


Flow rate chart



ST 050 307 3809

Parts for other
finishes can be found
here: [Chrome](#)



Spare parts list

No.	Item Number	Name	Quantity used	Delivery time
1	09 23 01 039 90	sieve	1	2

ST 050 307 3809



- shower with fixed riser projection 452 mm
- overhead shower: rain flow
- rain shower Ø 220 mm
- rain shower with anti-scale system
- max. rainshower flow 9 l/min
- rotary diverter with volume control and shut-off function
- slide-on rosettes Ø 70 mm
- height of fittings up to rain shower (bottom edge) 964mm
- height of fittings up to top edge of elbow 1267mm
- gauge 150 mm - 13 mm
- metal shower hose 1750mm with integrated anti-twist protection
- 1/2" connection
- slide bar
- Pipe diameter 23.5 mm

This article does not include a hand shower!

Intrinsic protection against back flow.

Product change as of 1.4.2023: max. flow 7 l/min

	Platinum	34 459 809-08
	Chrome	34 459 809-00
	Brushed Platinum	34 459 809-06
	Dark Chrome	34 459 809-19
	Brushed Durabronze (23kt Gold)	34 459 809-28
	Brushed Champagne (22kt Gold)	34 459 809-46
	Champagne (22kt Gold)	34 459 809-47
	Brushed Dark Platinum	34 459 809-99

Required miscellaneous

Hand shower

28 016 979-08



Required miscellaneous

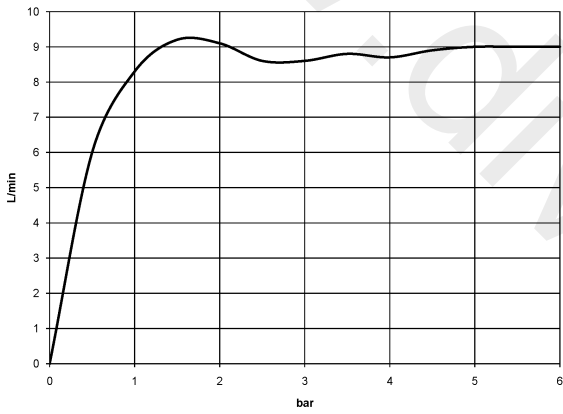
Hand shower

28 019 979-08



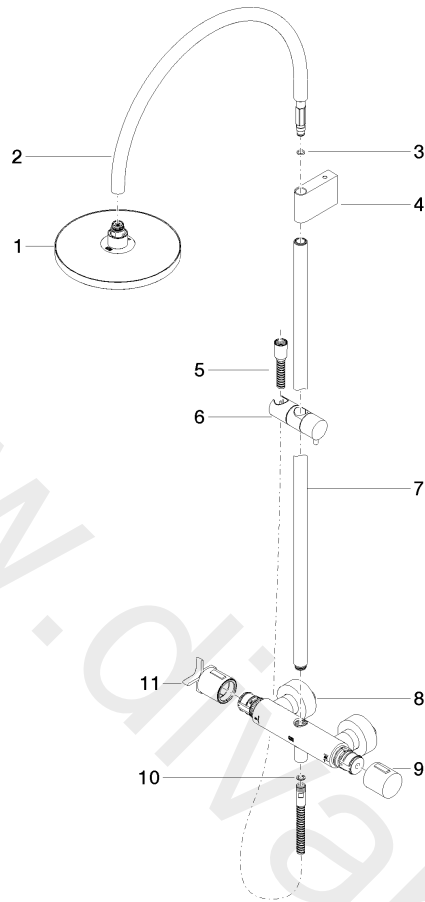
www.divapor.com

Flow rate chart



ST 050 307 3809

Parts for other finishes can be found here: Chrome



Spare parts list

No.	Item Number	Name	Quantity used	Delivery time
1	04 12 05 092 00-08	shower	1	20
2	04 28 22 346 00-08	pipe	1	20
3	09 14 10 008 90	seal	1	2
4	90 17 11 150 00-08	holder	1	20
5	28 322 970-08	Metal shower hose 1/2" x 3/8" x 1750 mm	1	2
6	12 570 970-08	Slide unit	1	20
7	90 28 22 349 00-08	pipe	1	20
8	04 17 01 250 00-08	connection	1	20
9	90 17 33 015 00-08	handle	1	20
10	09 14 20 026 90	seal	1	2
11	90 17 33 030 00-08	handle	1	20