







ST 050 304 8892



- shower with fixed riser projection 452 mm
- overhead shower: rain flow
- rain shower Ø 220 mm
- rain shower with anti-scale system
- max. rainshower flow 8.6 l/min
- hand shower: normal flow
- spray head Ø 100mm
- max. hand shower flow 15 l/min
- rotary diverter with volume control and shut-off function
- slide-on rosettes Ø 70 mm
- height of fittings up to rain shower (bottom edge) 963mm
- height of fittings up to top edge of elbow 1267mm
- gauge 150 mm - 13 mm
- metal shower hose 1750mm with integrated anti-twist protection
- 1/2" connection
- slide bar
- Pipe diameter 23.5 mm

	Matte Black	ST 050 304 8892-33
	Chrome	ST 050 304 8892-00
	Brushed Platinum	ST 050 304 8892-06
	Platinum	ST 050 304 8892-08
	Brushed Durabronz (23kt Gold)	ST 050 304 8892-28
	Brushed Dark Platinum	ST 050 304 8892-99

Individual components of this set

You need the following components for this set



1x 28 015 979-33



1x 34 459 892-33

www.divapor.com

ST 050 304 8892



- normal flow
- with anti-scale system
- spray head Ø 100mm
- 1/2" connection
- max. flow 15 l/min

Intrinsic protection against back flow.

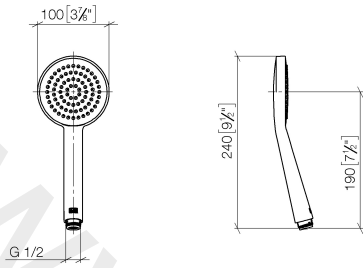
Fits MEM, CL.1, IMO, META, TARA, VAIA, LULU, LISSÉ, CYO

Fits: IMO, LULU, MADISON, MEM, TARA, CL.1, LISSÉ, VAIA, META, SERIES-VARIOUS, CYO

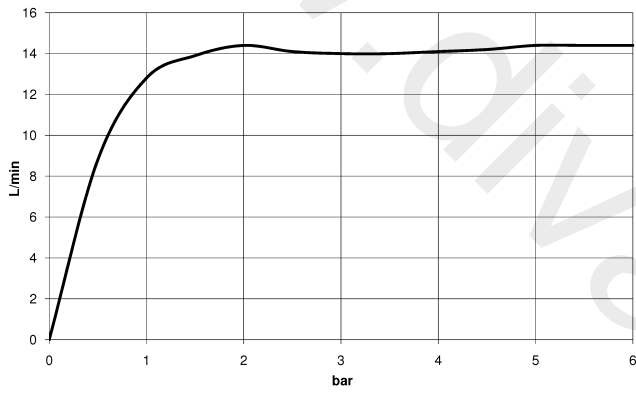
	Matte Black	28 015 979-33
	Chrome	28 015 979-00
	Brushed Platinum	28 015 979-06
	Platinum	28 015 979-08
	Matte White	28 015 979-10
	Dark Chrome	28 015 979-19
	Brushed Durabross (23kt Gold)	28 015 979-28
	Brushed Champagne (22kt Gold)	28 015 979-46
	Champagne (22kt Gold)	28 015 979-47
	Brushed Chrome	28 015 979-93
	Brushed Dark Platinum	28 015 979-99

ST 050 304 8892

mm [inches]

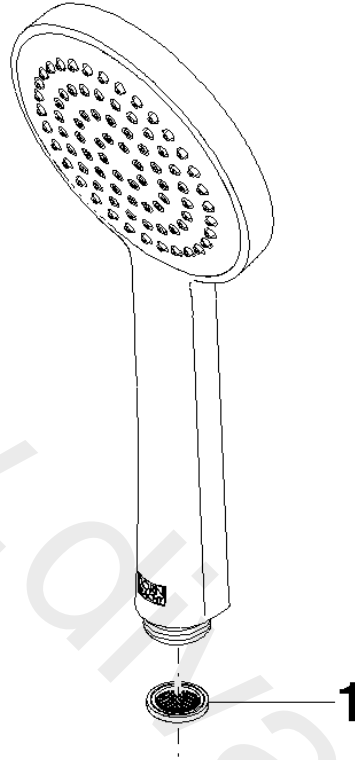


Flow rate chart



ST 050 304 8892

Parts for other
finishes can be found
here: [Chrome](#)



Spare parts list

No.	Item Number	Name	Quantity used	Delivery time
1	09 23 01 039 90	sieve	1	2

ST 050 304 8892



Fits: TARA, VAIA, META

- shower with fixed riser projection 452 mm
- overhead shower: rain flow
- rain shower Ø 220 mm
- rain shower with anti-scale system
- max. rainshower flow 7 l/min
- rotary diverter with volume control and shut-off function
- slide-on rosettes Ø 70 mm
- height of fittings up to rain shower (bottom edge) 963mm
- height of fittings up to top edge of elbow 1267mm
- gauge 150 mm - 13 mm
- metal shower hose 1750mm with integrated anti-twist protection
- 1/2" connection
- slide bar
- Pipe diameter 23.5 mm
- quick clearing
- This product can help a building to meet requirements of Green Building Rating Systems, e.g. LEED®, BREEAM®, DGNB, WELL

This article does not include a hand shower!

Intrinsic protection against back flow.

Fits META, TARA, VAIA

	Matte Black	34 459 892-33
	Chrome	34 459 892-00
	Brushed Platinum	34 459 892-06
	Platinum	34 459 892-08
	Matte White	34 459 892-10
	Dark Chrome	34 459 892-19
	Brushed Durabronze (23kt Gold)	34 459 892-28
	Brushed Champagne (22kt Gold)	34 459 892-46
	Champagne (22kt Gold)	34 459 892-47
	Brushed Chrome	34 459 892-93
	Brushed Dark Platinum	34 459 892-99

Required miscellaneous

	Hand shower	28 015 979-33 0010
---	-------------	-----------------------


Required miscellaneous

	Hand shower	28 017 979-33
---	-------------	---------------


Required miscellaneous

	Hand shower	28 012 979-33
---	-------------	---------------

Required miscellaneous

	Hand shower	28 016 979-33 0010
---	-------------	-----------------------

Required miscellaneous

	Hand shower	28 019 979-33
---	-------------	---------------

Required miscellaneous

	Hand shower	28 012 979-33 0010
---	-------------	-----------------------

Required miscellaneous

	Hand shower	28 016 979-33
---	-------------	---------------


Required miscellaneous

	Hand shower	28 017 979-33 0010
---	-------------	-----------------------

Required miscellaneous

	Hand shower	28 018 979-33
---	-------------	---------------

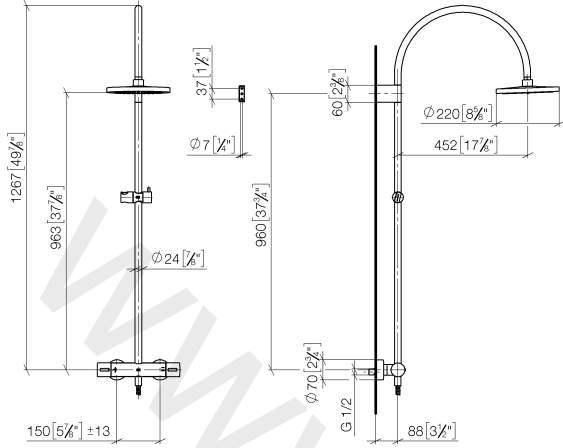
Required miscellaneous

	Hand shower	28 018 979-33 0010
---	-------------	-----------------------

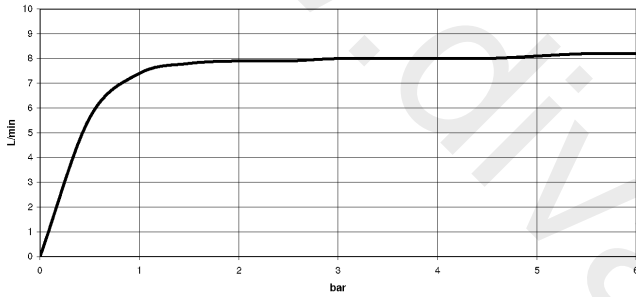
www.divapor.com

ST 050 304 8892

mm [inches]
M 1:10

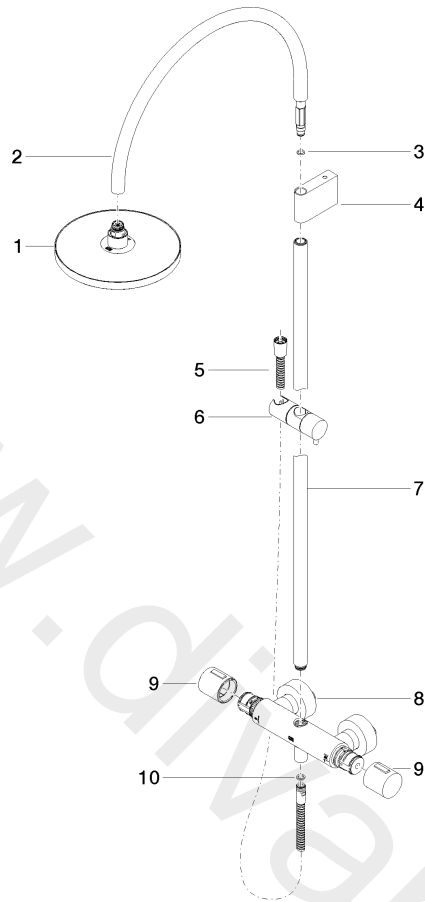


Flow rate chart



ST 050 304 8892

Parts for other finishes can be found here: [Chrome](#)



Spare parts list

No.	Item Number	Name	Quantity used	Delivery time
1	04 12 05 092 00-33	shower	1	30
2	04 28 22 346 00-33	pipe	1	60
3	09 14 10 008 90	seal	1	2
4	90 17 11 150 00-33	holder	1	30
5	28 322 970-33	Metal shower hose 1/2" x 3/8" x 1750 mm	1	2
6	12 570 970-33	Slide unit	1	30
7	90 28 22 349 00-33	pipe	1	30
8	04 17 01 250 00-33	connection	1	30
9	90 17 33 015 00-33	handle	1	30
10	09 14 20 026 90	seal	1	2