







20 700 370



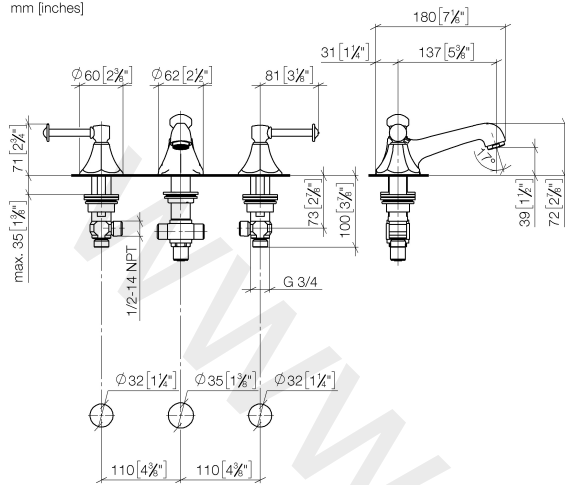
- 135 mm projection
- US pop-up waste (only used in the USA)
- fixed spout
- circular, air-enriched flow
- height of mixer 72 mm
- height up to aerator 40 mm
- hole diameter valve 32 mm
- hole diameter spout 35 mm
- without rosette
- 2x 1/2" x 1/2" high pressure hose
- max. flow 7 l/min
- lead-free

Only suitable for basins with an overflow.

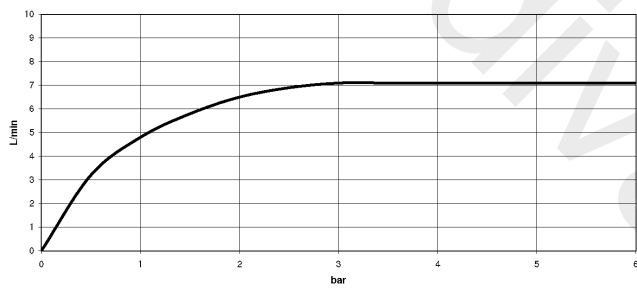
	Brushed Dark Platinum	20 700 370-99
	Chrome	20 700 370-00
	Brushed Platinum	20 700 370-06
	Platinum	20 700 370-08
	Durabass (23kt Gold)	20 700 370-09
	Brushed Durabass (23kt Gold)	20 700 370-28

20 700 370

mm [inches]



Flow rate chart



20 700 370

Parts for other
finishes can be found
here: [Chrome](#)

