

# KOHLER® Faucets

Widespread bathroom sink faucet with Lever handles,  
1.2 gpm  
**K-14410-4**

**Purist™**

## Features

- Metal construction
- Lever handles
- 5" (127 mm) spout reach
- Pop-up drain with lift rod and tailpiece
- Reversible quarter-turn washerless ceramic disc valves
- Lower flow aerator options are available
- 1.2 gpm (4.5 lpm) maximum flow rate at 60 psi (4.14 bar)

## Material

- Brass valve bodies
- KOHLER finishes resist corrosion and tarnishing

## Installation

- For 8" - 16" (203 - 406 mm) centers

## Recommended Products/Accessories

- K-23726 Drain treatment
- K-23723 Faucet cleaner
- K-14375 24" Double Towel Bar
- K-14377 Pivoting toilet paper holder
- K-14435 18" Towel Bar
- K-14436 24" Towel Bar
- K-14441 Towel Ring
- K-14443 Robe Hook
- K-14444 Vertical toilet paper holder



**ADA** **CSA B651** **OBC**

## Codes/Standards






ASME A112.18.1/CSA B125.1  
NSF/ANSI/CAN 61  
NSF/ANSI/CAN 372  
All applicable US Federal and State material regulations  
DOE - Energy Policy Act 1992  
EPA WaterSense™  
California Energy Commission (CEC)  
ADA  
ICC/ANSI A117.1  
CSA B651  
OBC

## KOHLER® Faucet Lifetime Limited Warranty

See website for detailed warranty information.

## Available Colors/Finishes

*Color tiles intended for reference only.*

Color	Code	Description
	CP	Polished Chrome
	SN	Vibrant™ Polished Nickel
	AF	Vibrant™ French Gold
	BN	Vibrant™ Brushed Nickel
	BV	Vibrant™ Brushed Bronze

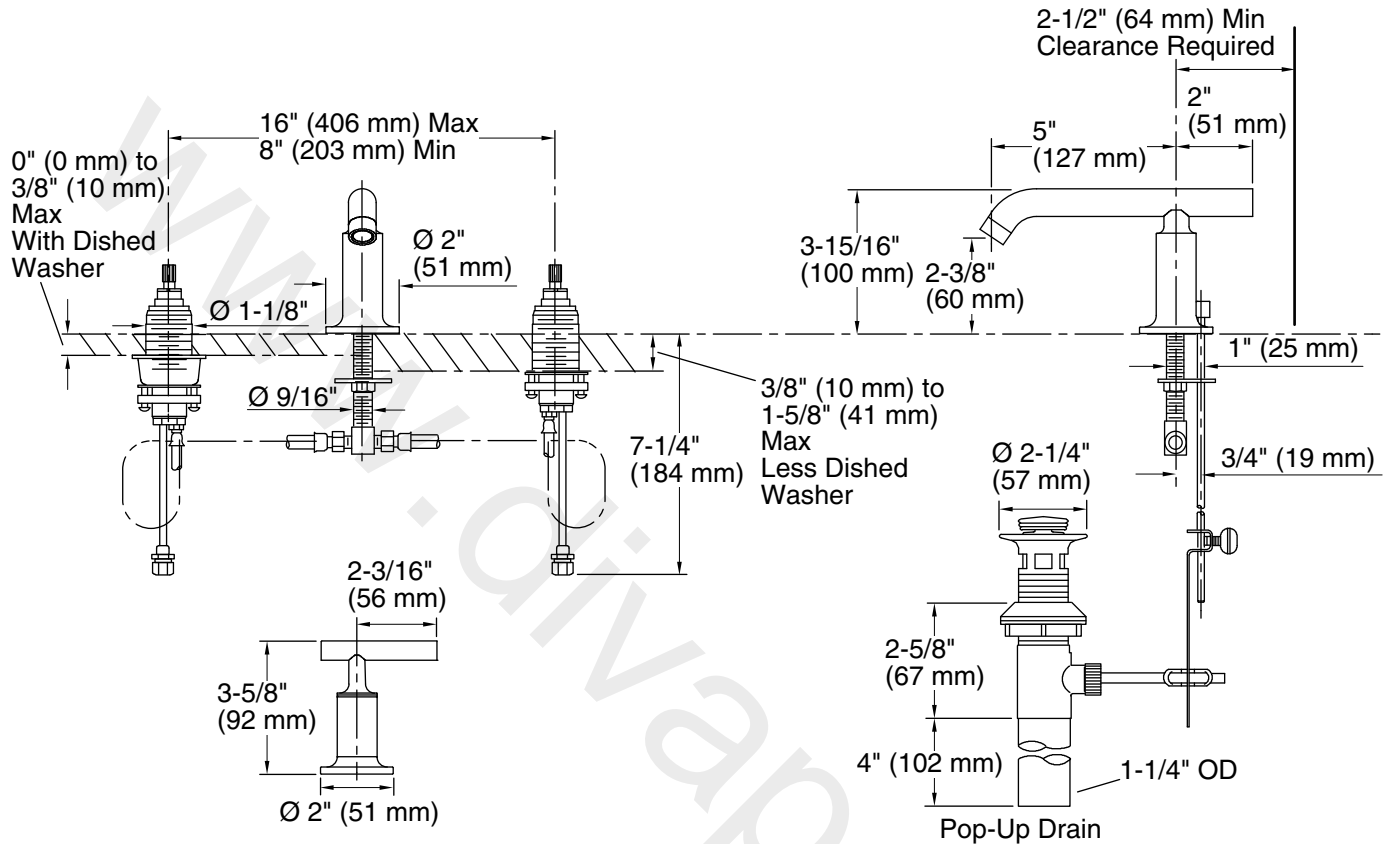
1-800-4KOHLER (1-800-456-4537)

Kohler Co. reserves the right to make revisions without notice to product specifications.

For the most current Specification Sheet, go to [www.kohler.com](http://www.kohler.com).

5-28-2023 00:16 - US/CA

THE BOLD LOOK  
OF **KOHLER**®



## Technical Information

All product dimensions are nominal.

### Faucet:

Flow rate: 1.2 gal/min (4.5 l/min)

Pressure: 60 psi (4.1 bar)

Drain included: Yes

### Spout:

Spout reach: 5" (127 mm)

## Notes

Install this product according to the installation guide.

ADA compliant for handles only.

ADA, OBC, CSA B651 compliant when installed to the specific requirements of these regulations.