

BRISTAN Non concussive tap Fitting instructions

This quality product is manufactured to exacting standards and tested and will provide many years of reliable service if the following instructions are adhered to. Use filters to ensure this.

Turn off electric immersion and gas water heaters. Then turn off the hot and cold water supplies, drain taps. Carefully remove old taps and connect the mains pipe to the tap (All taps are half inch thread). Operate the tap several times to flush out the system after turning the water back on.

The good working pressure on non-concussive taps is from 0.1 to 3 Atm/Bar. In areas with high water pressure the action of the tap may be affected. To overcome this you have to reduce the pressure with a flow restrictor or a pressure reducer. Time delays are not adjustable.

Aftercare instruction: - These taps have a high quality finish and should be treated with care to preserve the visible surface. All surface finishes will wear if cleaned incorrectly, the only safe way to clean your tap is to wipe with a soft damp cloth. Stains can be removed using washing up liquid. All bath cleaning powders and liquids will damage the surface of your taps even the non scratch cream cleaners.

GUARANTEE

This product is guaranteed against faulty materials and workmanship for 12 months from date of purchase. For the guarantee to be valid, the unit must be installed by a competent person, in accordance with the instruction booklet. Any part found to be defective during the guarantee period, will (at our option) be repaired or replaced, free of charge, provided the unit has been installed, and properly used in accordance with the instruction booklet. This guarantee does not affect your statutory rights.

Please have the following handy: Model type, Date of purchase, Product number (if available). The Customer Service Department will attempt to diagnose the cause of the fault and advise the necessary action to resolve the problem over the phone. If the fault can not be resolved and a service call is required, a Site Visit Request form will be sent to you to complete and return. Where applicable a fixed fee payment for parts and/or labour will be levied. The cost incurred and payment methods will be advised over the phone and on the Site Visit Request form. A completed form, along with payment (if applicable) must be received before the Service callout can be arranged. If the fault is not product related or is a component not of our manufacture, a fixed fee will be made to cover Site visit costs. Additional costs for parts used to rectify related problem may be imposed. During the visit, yourself or a responsible person should be present at all times. Charges will be made if the Service Engineer or Agent can not gain site access at the prearranged time.

Ensure water and/or electricity supplies have adequate isolation to the unit. If the unit is concealed, serviceable access should be available. If servicing difficulties arise from not making the provisions detailed, additional time related costs or a recall charge will be imposed.

Customer Care ☎ 0844 7016273

Bristan Group Ltd, Birch Coppice Business Park, Dordon, Tamworth, Staffordshire, B78 1SG, T: 0844 7016274, E: customercare@bristan.com

TPT / TUF

BRISTAN Non concussive tap Fitting instructions

This quality product is manufactured to exacting standards and tested and will provide many years of reliable service if the following instructions are adhered to. Use filters to ensure this.

Turn off electric immersion and gas water heaters. Then turn off the hot and cold water supplies, drain taps. Carefully remove old taps and connect the mains pipe to the tap (All taps are half inch thread). Operate the tap several times to flush out the system after turning the water back on.

The good working pressure on non-concussive taps is from 0.1 to 3 Atm/Bar. In areas with high water pressure the action of the tap may be affected. To overcome this you have to reduce the pressure with a flow restrictor or a pressure reducer. Time delays are not adjustable.

Aftercare instruction: - These taps have a high quality finish and should be treated with care to preserve the visible surface. All surface finishes will wear if cleaned incorrectly, the only safe way to clean your tap is to wipe with a soft damp cloth. Stains can be removed using washing up liquid. All bath cleaning powders and liquids will damage the surface of your taps even the non scratch cream cleaners.

GUARANTEE

This product is guaranteed against faulty materials and workmanship for 12 months from date of purchase. For the guarantee to be valid, the unit must be installed by a competent person, in accordance with the instruction booklet. Any part found to be defective during the guarantee period, will (at our option) be repaired or replaced, free of charge, provided the unit has been installed, and properly used in accordance with the instruction booklet. This guarantee does not affect your statutory rights.

Please have the following handy: Model type, Date of purchase, Product number (if available). The Customer Service Department will attempt to diagnose the cause of the fault and advise the necessary action to resolve the problem over the phone. If the fault can not be resolved and a service call is required, a Site Visit Request form will be sent to you to complete and return. Where applicable a fixed fee payment for parts and/or labour will be levied. The cost incurred and payment methods will be advised over the phone and on the Site Visit Request form. A completed form, along with payment (if applicable) must be received before the Service callout can be arranged. If the fault is not product related or is a component not of our manufacture, a fixed fee will be made to cover Site visit costs. Additional costs for parts used to rectify related problem may be imposed. During the visit, yourself or a responsible person should be present at all times. Charges will be made if the Service Engineer or Agent can not gain site access at the prearranged time.

Ensure water and/or electricity supplies have adequate isolation to the unit. If the unit is concealed, serviceable access should be available. If servicing difficulties arise from not making the provisions detailed, additional time related costs or a recall charge will be imposed.

Customer Care ☎ 0844 7016273

Bristan Group Ltd, Birch Coppice Business Park, Dordon, Tamworth, Staffordshire, B78 1SG, T: 0844 7016274, E: customercare@bristan.com

TPT / TUF

BRISTAN Non concussive tap Fitting instructions

This quality product is manufactured to exacting standards and tested and will provide many years of reliable service if the following instructions are adhered to. Use filters to ensure this.

Turn off electric immersion and gas water heaters. Then turn off the hot and cold water supplies, drain taps. Carefully remove old taps and connect the mains pipe to the tap (All taps are half inch thread). Operate the tap several times to flush out the system after turning the water back on.

The good working pressure on non-concussive taps is from 0.1 to 3 Atm/Bar. In areas with high water pressure the action of the tap may be affected. To overcome this you have to reduce the pressure with a flow restrictor or a pressure reducer. Time delays are not adjustable.

Aftercare instruction: - These taps have a high quality finish and should be treated with care to preserve the visible surface. All surface finishes will wear if cleaned incorrectly, the only safe way to clean your tap is to wipe with a soft damp cloth. Stains can be removed using washing up liquid. All bath cleaning powders and liquids will damage the surface of your taps even the non scratch cream cleaners.

GUARANTEE

This product is guaranteed against faulty materials and workmanship for 12 months from date of purchase. For the guarantee to be valid, the unit must be installed by a competent person, in accordance with the instruction booklet. Any part found to be defective during the guarantee period, will (at our option) be repaired or replaced, free of charge, provided the unit has been installed, and properly used in accordance with the instruction booklet. This guarantee does not affect your statutory rights.

Please have the following handy: Model type, Date of purchase, Product number (if available). The Customer Service Department will attempt to diagnose the cause of the fault and advise the necessary action to resolve the problem over the phone. If the fault can not be resolved and a service call is required, a Site Visit Request form will be sent to you to complete and return. Where applicable a fixed fee payment for parts and/or labour will be levied. The cost incurred and payment methods will be advised over the phone and on the Site Visit Request form. A completed form, along with payment (if applicable) must be received before the Service callout can be arranged. If the fault is not product related or is a component not of our manufacture, a fixed fee will be made to cover Site visit costs. Additional costs for parts used to rectify related problem may be imposed. During the visit, yourself or a responsible person should be present at all times. Charges will be made if the Service Engineer or Agent can not gain site access at the prearranged time.

Ensure water and/or electricity supplies have adequate isolation to the unit. If the unit is concealed, serviceable access should be available. If servicing difficulties arise from not making the provisions detailed, additional time related costs or a recall charge will be imposed.

Customer Care ☎ 0844 7016273

Bristan Group Ltd, Birch Coppice Business Park, Dordon, Tamworth, Staffordshire, B78 1SG, T: 0844 7016274, E: customercare@bristan.com

TPT / TUF

BRISTAN Non concussive tap Fitting instructions

This quality product is manufactured to exacting standards and tested and will provide many years of reliable service if the following instructions are adhered to. Use filters to ensure this.

Turn off electric immersion and gas water heaters. Then turn off the hot and cold water supplies, drain taps. Carefully remove old taps and connect the mains pipe to the tap (All taps are half inch thread). Operate the tap several times to flush out the system after turning the water back on.

The good working pressure on non-concussive taps is from 0.1 to 3 Atm/Bar. In areas with high water pressure the action of the tap may be affected. To overcome this you have to reduce the pressure with a flow restrictor or a pressure reducer. Time delays are not adjustable.

Aftercare instruction: - These taps have a high quality finish and should be treated with care to preserve the visible surface. All surface finishes will wear if cleaned incorrectly, the only safe way to clean your tap is to wipe with a soft damp cloth. Stains can be removed using washing up liquid. All bath cleaning powders and liquids will damage the surface of your taps even the non scratch cream cleaners.

GUARANTEE

This product is guaranteed against faulty materials and workmanship for 12 months from date of purchase. For the guarantee to be valid, the unit must be installed by a competent person, in accordance with the instruction booklet. Any part found to be defective during the guarantee period, will (at our option) be repaired or replaced, free of charge, provided the unit has been installed, and properly used in accordance with the instruction booklet. This guarantee does not affect your statutory rights.

Please have the following handy: Model type, Date of purchase, Product number (if available). The Customer Service Department will attempt to diagnose the cause of the fault and advise the necessary action to resolve the problem over the phone. If the fault can not be resolved and a service call is required, a Site Visit Request form will be sent to you to complete and return. Where applicable a fixed fee payment for parts and/or labour will be levied. The cost incurred and payment methods will be advised over the phone and on the Site Visit Request form. A completed form, along with payment (if applicable) must be received before the Service callout can be arranged. If the fault is not product related or is a component not of our manufacture, a fixed fee will be made to cover Site visit costs. Additional costs for parts used to rectify related problem may be imposed. During the visit, yourself or a responsible person should be present at all times. Charges will be made if the Service Engineer or Agent can not gain site access at the prearranged time.

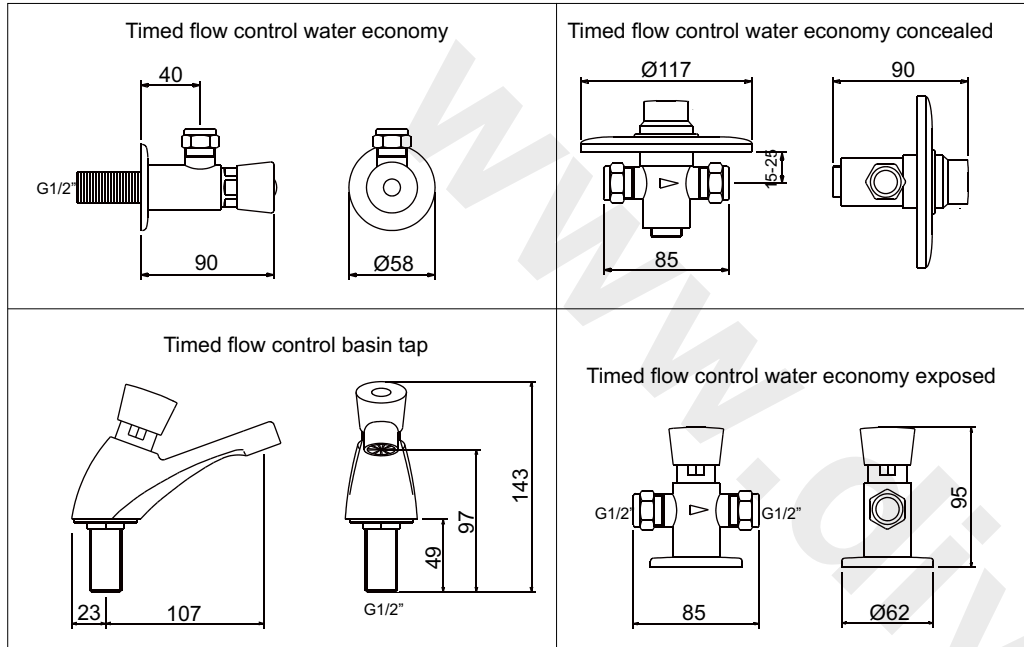
Ensure water and/or electricity supplies have adequate isolation to the unit. If the unit is concealed, serviceable access should be available. If servicing difficulties arise from not making the provisions detailed, additional time related costs or a recall charge will be imposed.

Customer Care ☎ 0844 7016273

Bristan Group Ltd, Birch Coppice Business Park, Dordon, Tamworth, Staffordshire, B78 1SG, T: 0844 7016274, E: customercare@bristan.com

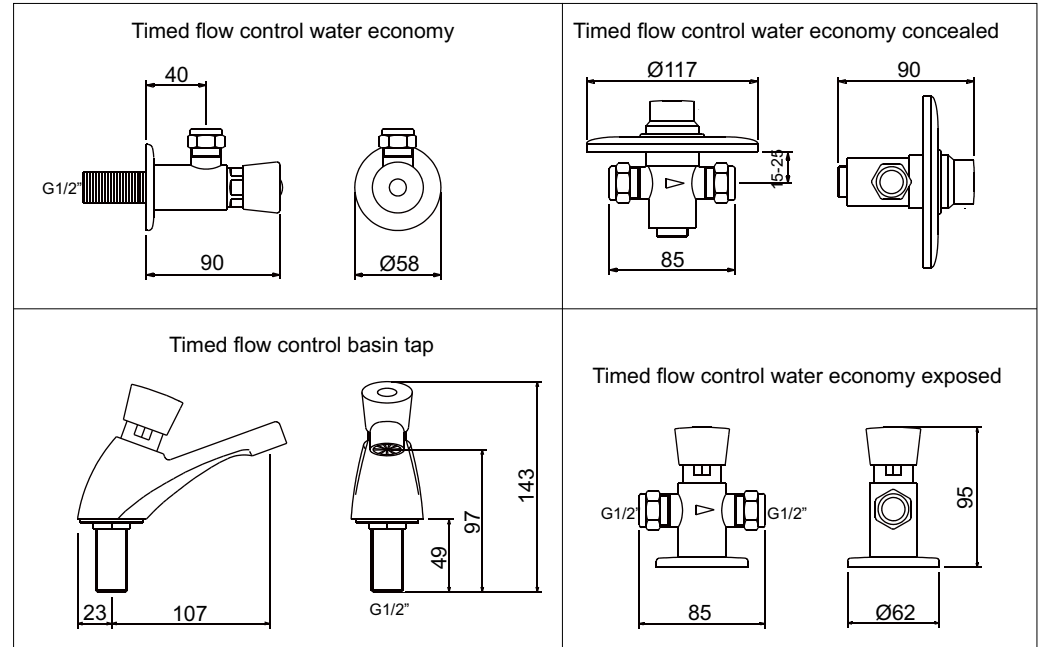
TPT / TUF

LINE DRAWINGS Please note diagrams are for reference only. Model purchased may vary from the drawings shown



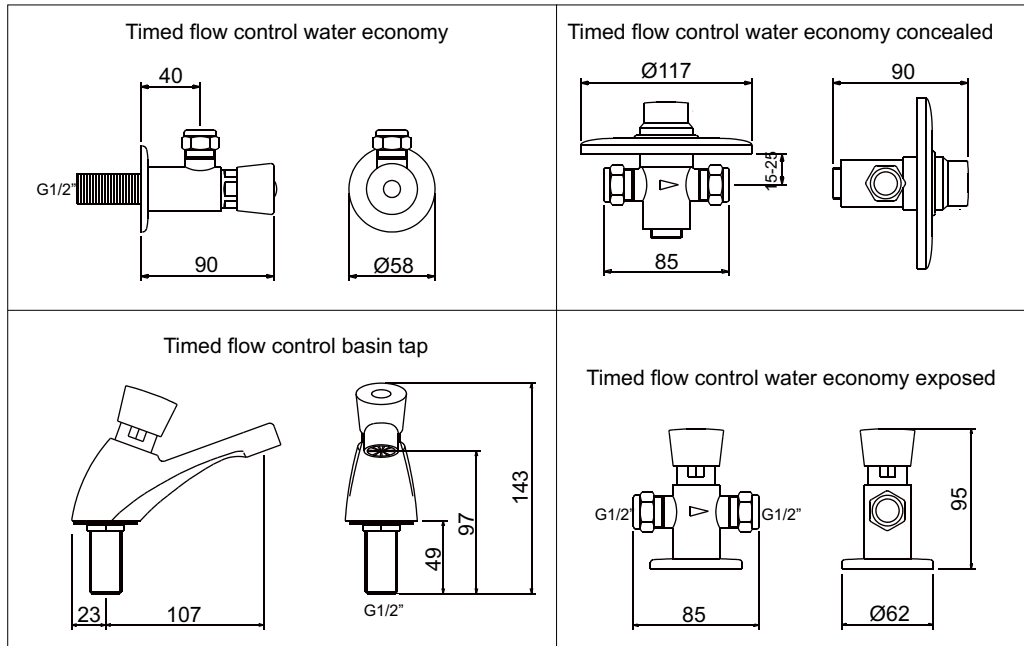
Dimensions in mm

LINE DRAWINGS Please note diagrams are for reference only. Model purchased may vary from the drawings shown



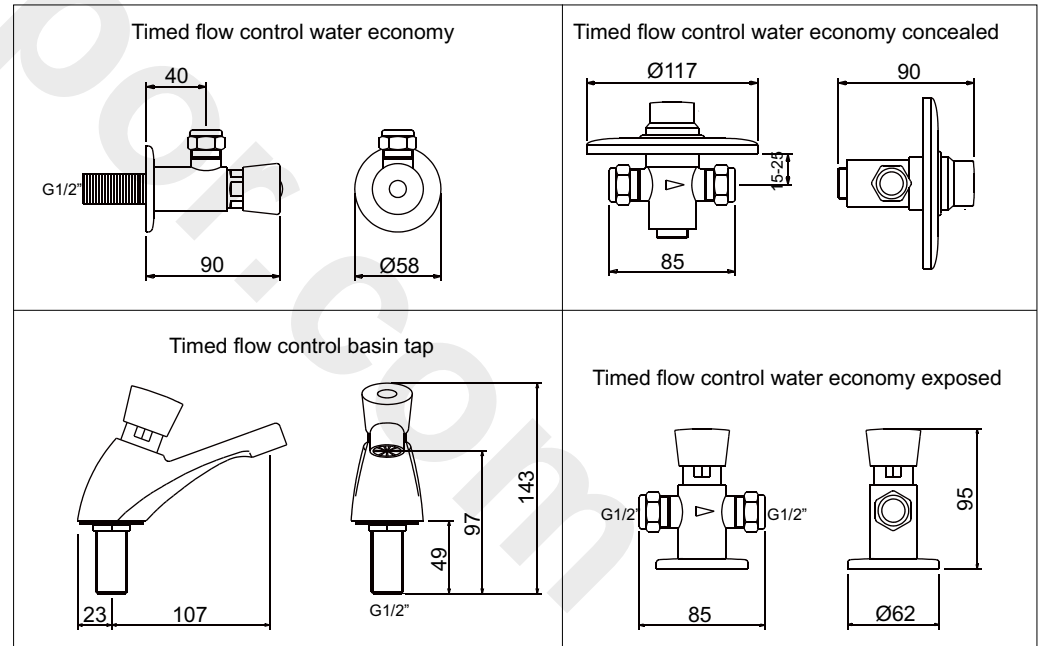
Dimensions in mm

LINE DRAWINGS Please note diagrams are for reference only. Model purchased may vary from the drawings shown



Dimensions in mm

LINE DRAWINGS Please note diagrams are for reference only. Model purchased may vary from the drawings shown



Dimensions in mm