

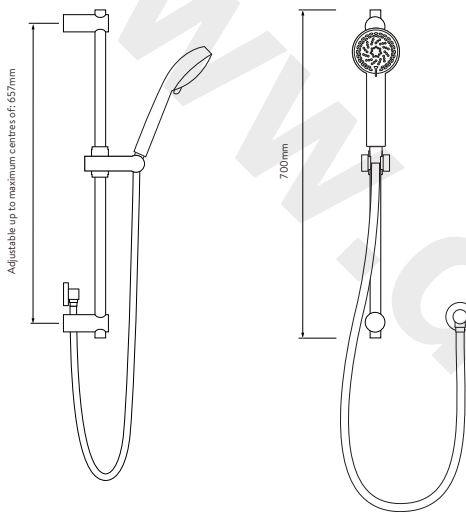
# AQUALISA VISAGE Q™

VSQ.A2.BV.20

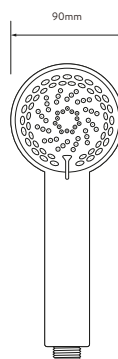
WITH ADJUSTABLE HEAD - GRAVITY PUMPED

## DIMENSIONAL DRAWINGS

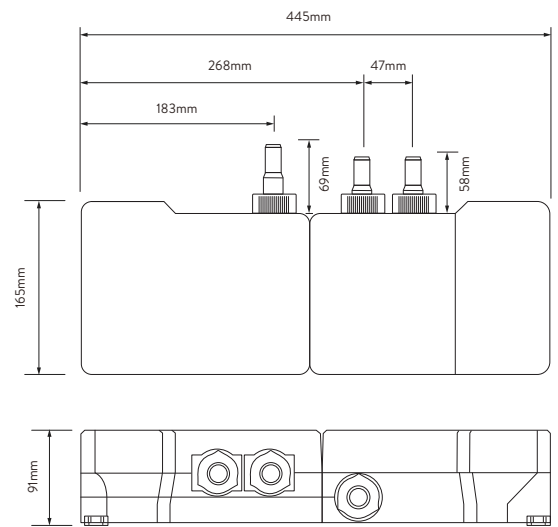
SHOWER RAIL KIT



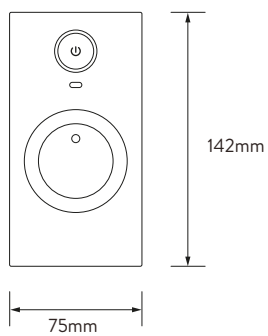
SHOWER HEAD



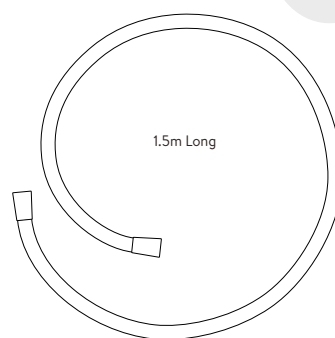
AQUALISA SMARTVALVE™



CONTROLLER



SHOWER HOSE



# AQUALISA

## VISAGE Q™

VSQ.A2.BV.20

WITH ADJUSTABLE HEAD - GRAVITY PUMPED

### TECHNICAL SPECIFICATIONS

|   |   |
|---|---|
| Minimum pressure requirements                       | Aqualisa SmartValve™ must be sited no higher than the base level of the cold water cistern                            |
| Maximum pressure requirements                       | 1 bar (Gravity)   |
| Aqualisa SmartValve™ inlet fitting connections      | 15mm push fit fittings, valve inlet centres 48mm, inlet supply positions – hot right, cold left                       |
| Aqualisa SmartValve™ outlet fitting connection      | 15mm push fit   |
| Permissible Aqualisa SmartValve™ siting locations   | Loft, airing cupboard, under bath   |
| Supply temperature                                  | Cold inlet temperature 1°C (minimum)<br>Cold inlet temperature 15°C (maximum)<br>Hot inlet temperature 65°C (maximum) |
| Water system  | Gravity   |
| Blended outlet temperature settings                 | Factory mid set blend temperature 45°C, adjustable temperature setting – minimum 35°C, maximum 55°C                   |
| Electrical requirements - SmartValve™ to mains      | Switched fused spur 3amp, processor main cable length 2m, required voltage 230 – 240V                                 |
| Electrical requirements - Controller to SmartValve™ | Low voltage data cable length 10m   |
| Data cable voltage                                  | 5V  |
| Features  | One touch start/stop control  |
|   | LED display indicates when pre-selected temperature has been reached  |
|   | Wi-Fi & App compatible – control your product with your smart phone and smart home device e.g. Alexa                  |
|   | App functions include start/stop, shower timer, user dashboard, usage tracker and help & support                      |
|   | Aqualisa SmartValve™  |
|   | 90mm, 4 spray patterns, including an eco-setting  |
| Guarantee period                                    | Compatible with wired remote control  |
|   | 5-year guarantee - shower unit  |
| Approvals   | 2-year guarantee - shower head and kit  |
|   | CE Marking  |
|   | BEAB  |